

CMLSH05-4
SURFACE MOUNT SILICON
LOW V_F
SCHOTTKY DIODE



www.centrasemi.com

DESCRIPTION:

The CENTRAL SEMICONDUCTOR CMLSH05-4 is a 40 volt Schottky diode packaged in a space saving SOT-563 surface mount case. This device has been designed for applications requiring a low forward voltage drop.



SOT-563 CASE

MARKING CODE: C54

MAXIMUM RATINGS: ($T_A=25^\circ\text{C}$)

	SYMBOL		UNITS
Peak Repetitive Reverse Voltage	V_{RRM}	40	V
Continuous Forward Current	I_F	500	mA
Peak Repetitive Forward Current, $t_p \leq 1.0\text{ms}$	I_{FRM}	3.5	A
Peak Forward Surge Current, $t_p = 8.0\text{ms}$	I_{FSM}	10	A
Power Dissipation	P_D	250	mW
Operating and Storage Junction Temperature	T_J, T_{stg}	-65 to +150	$^\circ\text{C}$
Thermal Resistance	Θ_{JA}	500	$^\circ\text{C/W}$

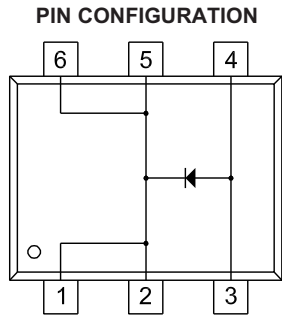
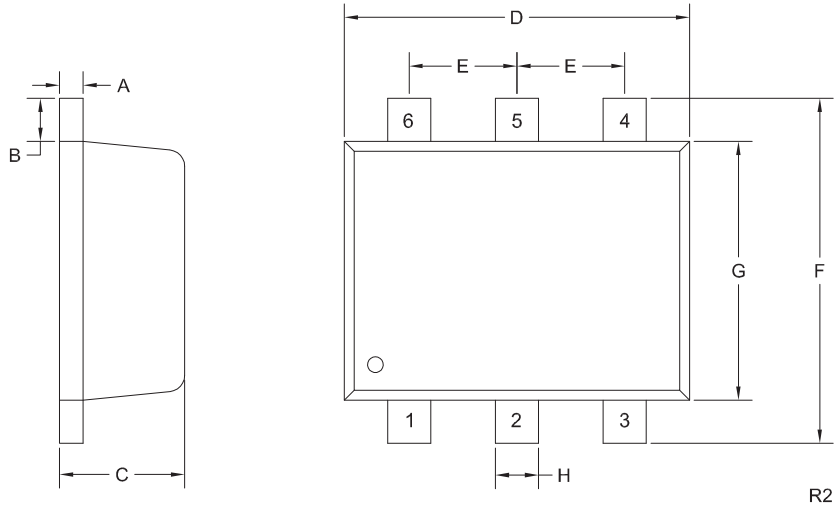
ELECTRICAL CHARACTERISTICS: ($T_A=25^\circ\text{C}$ unless otherwise noted)

SYMBOL	TEST CONDITIONS	MIN	MAX	UNITS
I_R	$V_R=10\text{V}$		20	μA
I_R	$V_R=30\text{V}$		100	μA
BV_R	$I_R=500\mu\text{A}$	40		V
V_F	$I_F=100\mu\text{A}$		0.13	V
V_F	$I_F=1.0\text{mA}$		0.21	V
V_F	$I_F=10\text{mA}$		0.27	V
V_F	$I_F=100\text{mA}$		0.35	V
V_F	$I_F=500\text{mA}$		0.47	V
C_J	$V_R=1.0\text{V}, f=1.0\text{MHz}$		50	pF

CMLSH05-4
SURFACE MOUNT SILICON
LOW V_F
SCHOTTKY DIODE



SOT-563 CASE - MECHANICAL OUTLINE



SYMBOL	INCHES		MILLIMETERS	
	MIN	MAX	MIN	MAX
A	0.0027	0.007	0.07	0.18
B	0.008		0.20	
C	0.017	0.024	0.45	0.60
D	0.059	0.067	1.50	1.70
E	0.020		0.50	
F	0.059	0.067	1.50	1.70
G	0.043	0.051	1.10	1.30
H	0.006	0.012	0.15	0.30

SOT-563 (REV: R2)

LEAD CODE:

- 1) Cathode
- 2) Cathode
- 3) Anode
- 4) Anode
- 5) Cathode
- 6) Cathode

MARKING CODE: C54

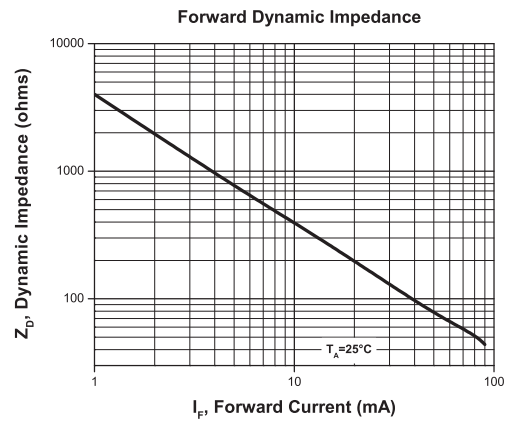
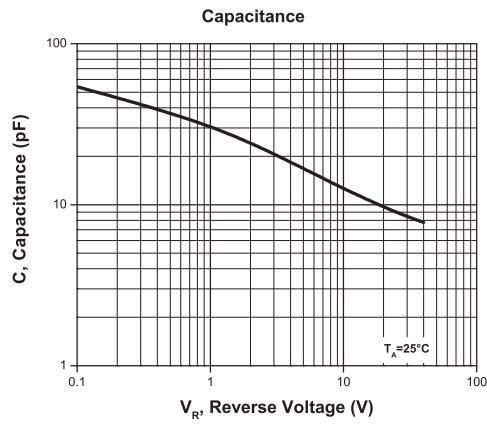
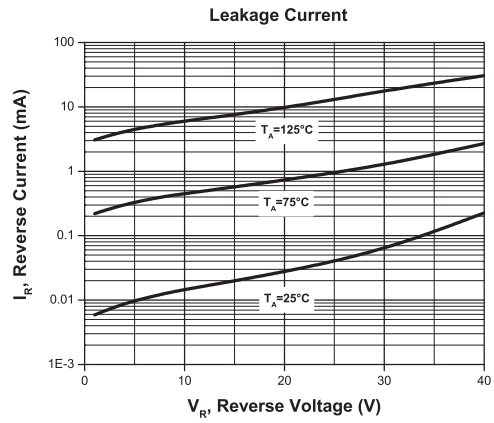
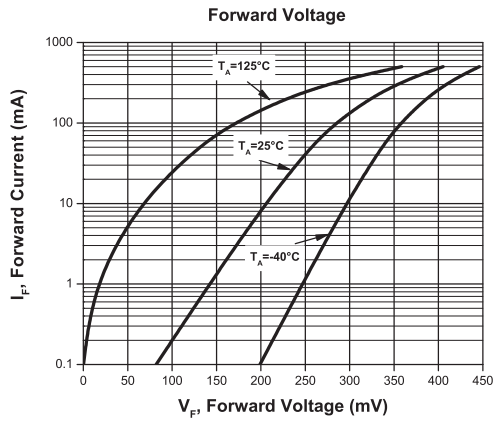
R5 (30-September 2015)

CMLSH05-4

SURFACE MOUNT SILICON
LOW V_F
SCHOTTKY DIODE



TYPICAL ELECTRICAL CHARACTERISTICS

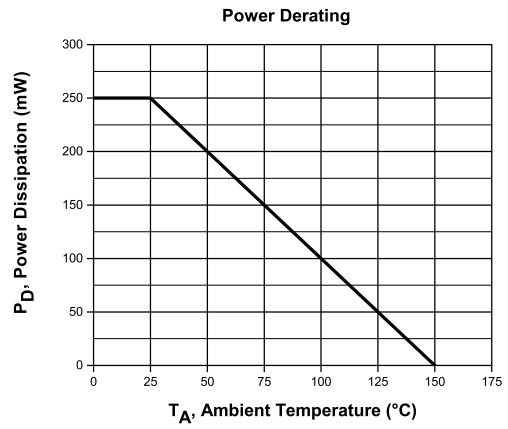
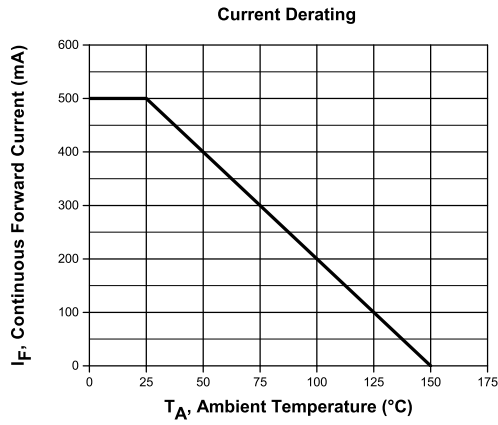


R5 (30-September 2015)

CMLSH05-4
SURFACE MOUNT SILICON
LOW V_F
SCHOTTKY DIODE



TYPICAL ELECTRICAL CHARACTERISTICS



R5 (30-September 2015)

OUTSTANDING SUPPORT AND SUPERIOR SERVICES



PRODUCT SUPPORT

Central's operations team provides the highest level of support to insure product is delivered on-time.

- Supply management (Customer portals)
- Inventory bonding
- Consolidated shipping options
- Custom bar coding for shipments
- Custom product packing

DESIGNER SUPPORT/SERVICES

Central's applications engineering team is ready to discuss your design challenges. Just ask.

- Free quick ship samples (2nd day air)
- Online technical data and parametric search
- SPICE models
- Custom electrical curves
- Environmental regulation compliance
- Customer specific screening
- Up-screening capabilities
- Special wafer diffusions
- PbSn plating options
- Package details
- Application notes
- Application and design sample kits
- Custom product and package development

CONTACT US

Corporate Headquarters & Customer Support Team

Central Semiconductor Corp.
145 Adams Avenue
Hauppauge, NY 11788 USA
Main Tel: (631) 435-1110
Main Fax: (631) 435-1824
Support Team Fax: (631) 435-3388
www.centalsemi.com

Worldwide Field Representatives:
www.centalsemi.com/wwreps

Worldwide Distributors:
www.centalsemi.com/wwdistributors

For the latest version of Central Semiconductor's **LIMITATIONS AND DAMAGES DISCLAIMER**, which is part of Central's Standard Terms and Conditions of sale, visit: www.centalsemi.com/terms